



Share-A-Book Program

Why not "Share a Book" with SJF? This program gives you the opportunity to donate a quality book to SJF in your child's name. The "Share-A-Book" program was previously known as the "Birthday Book" program.

New this year—you get to choose the book you want from a list that has been hand-selected by the Librarians at the Junior and Senior Schools.

A bookplate acknowledging your child's donation will be placed inside the front cover.

The book you purchase will become part of the permanent collection of books at SJF, and your child will be the first one to borrow the book. Books will be presented early in the Spring in celebration of International Book Day and Drop Everything And Read (D.E.A.R.) which celebrate reading, literacy, and family. Browse early for the best selection.

[Click here for Senior book list](#)

[Click here for Junior booklist](#)


Please see next page for instructions.

You can also access the lists by clicking on the 'Share-A-Book' button located under Hands on the school website.



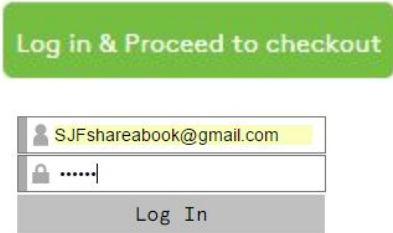

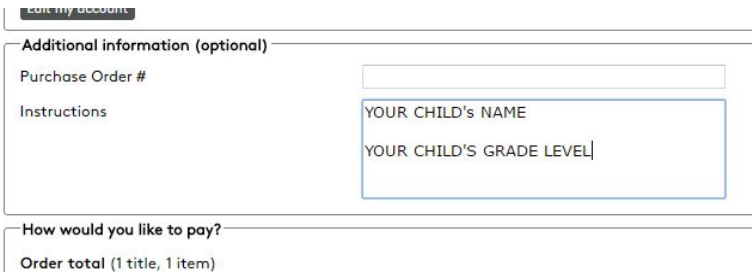
Thank you for supporting this Home & School fundraiser!

*Daphne Daifas
Hands Vice-President*

Have a question? Contact sjfhands@gmail.com



Share-A-Book Instructions

1	Choose the Jr or Sr book list: Log in : email SJFshareabook@gmail.com password thanks	
2	Make your selection and "Add to Cart".	 <p>A screenshot of a product page showing a white square placeholder, a green 'Add to Cart' button with a dropdown arrow, and a checkbox labeled 'Saint John Fisher'.</p>
3	When you are ready click "Checkout Now"	 <p>A screenshot of a shopping cart showing '1 in Cart' with a dropdown arrow and a close icon, a green 'Checkout Now' button, and a checkbox labeled 'Saint John Fisher'.</p>
4	Then "Log in & Proceed to Checkout". Log in: SJFshareabook@gmail.com Password: thanks	 <p>A screenshot of a checkout page featuring a green 'Log in & Proceed to checkout' button, a login form with the email 'SJFshareabook@gmail.com' and a masked password, and a 'Log In' button.</p>
5	Select "Pick up at Store" IMPORTANT: You need to select "pick up at store" so that you don't incur shipping charges, but DON'T go to pick it up. It will be delivered to SJF.	 <p>A screenshot of a delivery preference selection screen with the text 'Please select your delivery preference' and a green button labeled 'Pick up at store' with a checkmark.</p>
6	Write your child's name and grade into the "Additional Information" box. IMPORTANT: The name you put is the one that will appear in the bookplate acknowledging your donation. The grade level will help ensure that the book is delivered to the intended school (Jr or Sr).	 <p>A screenshot of the 'Additional Information' form. It includes a 'Purchase Order #' field, an 'Instructions' field, and a larger text area containing 'YOUR CHILD'S NAME' and 'YOUR CHILD'S GRADE LEVEL'. Below the form are sections for 'How would you like to pay?' and 'Order total (1 title, 1 item)'.</p>